

Upgrade from v3 to v4

Contents

- 1 Upgrading notes
- 2 Before upgrade : License considerations
- 3 Upgrading procedure
- 4 Need more help?

Upgrading notes

This document tells the procedure of upgrading from version 3 to version 4 sentry Authcontrol using the CMI

Before upgrade : License considerations

To access the latest AuthControl Sentry V4.04 features you will need to upgrade your appliance as well as request a V4 license key and Site ID, please contact your local Swivel Secure representative who can arrange this for you.

Please note some features like Single Sign On are chargeable.

Upgrading procedure

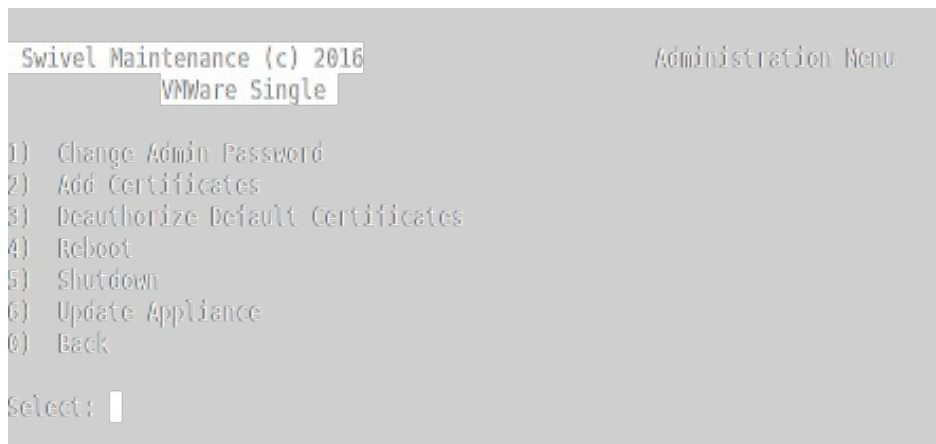
- Updating v3 to v4

1. Update swivel-cmi to at least 2214.

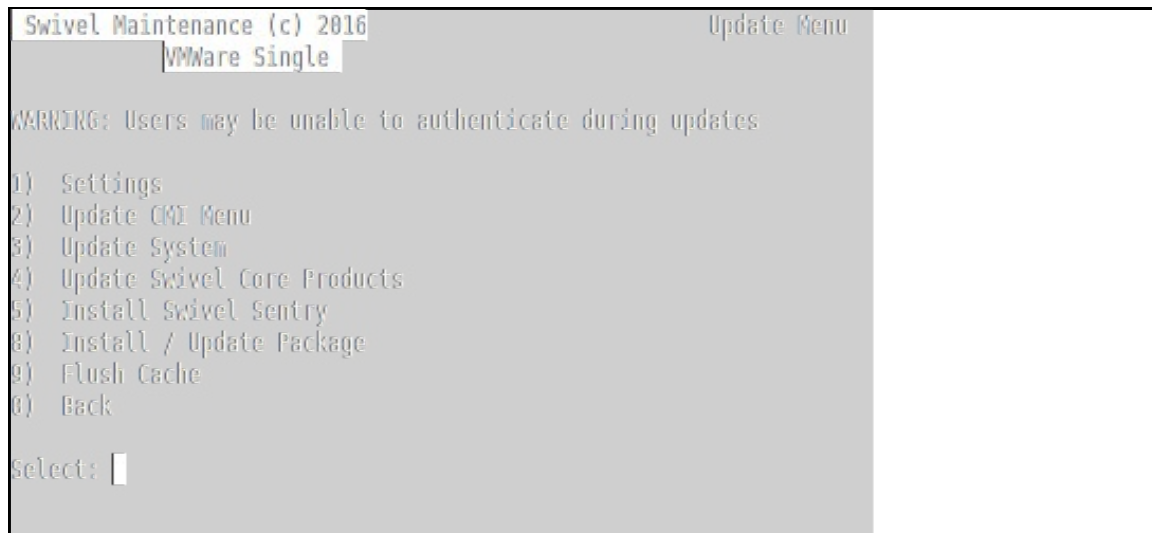
Update System or CMI from the update menu.

2. Logout.

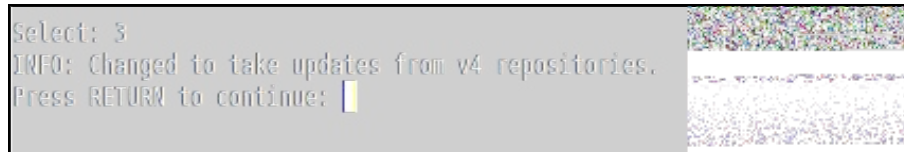
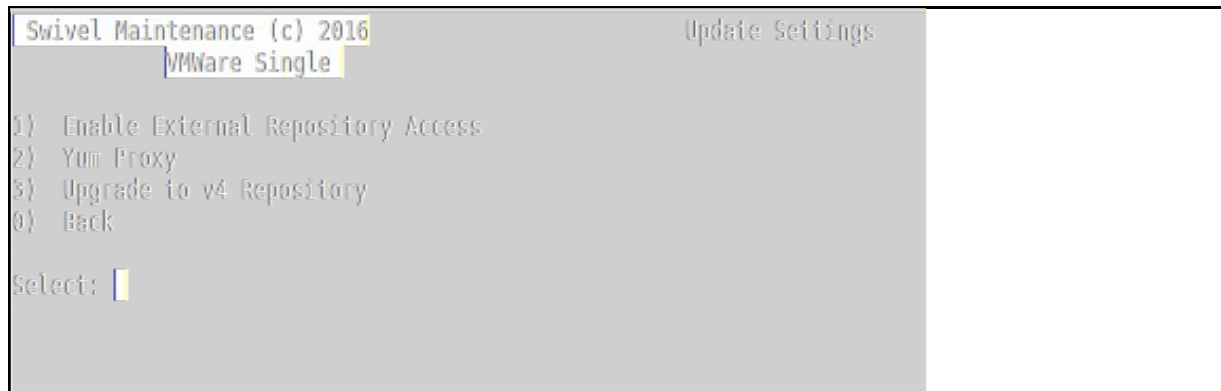
3. Login into Administration Menu



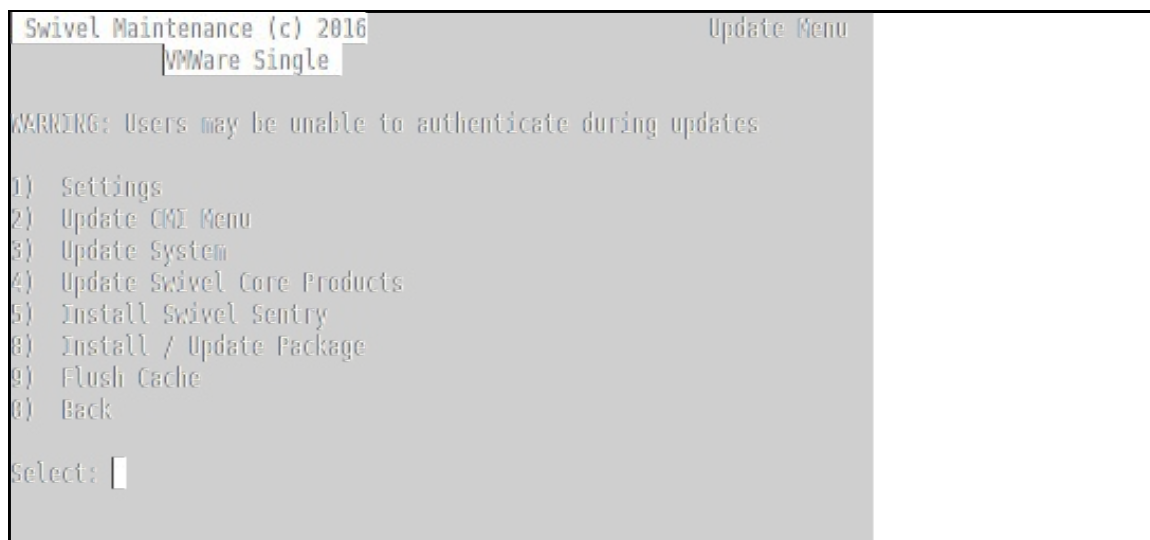
4. Select update menu and Select "Settings"



5. Select "Upgrade to v4 Repository"



6. Update System, Swivel Core Products.



Resolving Dependencies

```
--> Running transaction check
--> Package swivel-cmi.noarch 0:3.0.2228-22 will be updated
--> Package swivel-cmi.noarch 0:4.0.2227-955 will be an update
--> Package swivel-mon.noarch 0:1.0.1841-16 will be updated
--> Package swivel-mon.noarch 0:1.0.2192-18 will be an update
--> Package swivel-mysql.noarch 0:1.0.2143-46 will be updated
--> Package swivel-mysql.noarch 0:1.0.2231-48 will be an update
--> Package swivel-release.noarch 0:1.0.1743-39 will be updated
--> Package swivel-release.noarch 0:4.0.1983-47 will be an update
--> Finished Dependency Resolution
```

Dependencies Resolved

Package	Arch	Version	Repository	Size
Updating:				
swivel-cmi	noarch	4.0.2227-955	appliance	117 k
swivel-mon	noarch	1.0.2192-18	appliance	21 k
swivel-mysql	noarch	1.0.2231-48	appliance	20 k
swivel-release	noarch	4.0.1983-47	appliance	21 k

Transaction Summary

Upgrade 4 Package(s)

Total download size: 179 k

Is this ok [y/N]:

Dependencies Resolved

Package	Arch	Version	Repository	Size
Updating:				
apache-tomcat	noarch	8.0.36-67	appliance-core	6.9 M
swivel-PIRsafe	noarch	4.0.4.5093-76	appliance-core	24 M
swivel-proxy	noarch	1.6.2.4703-13	appliance-core	91 k
Installing for dependencies:				
jre1.8.0_121	x86_64	1.8.0_121-fcs	appliance-core	54 M
swivel-ROOT	noarch	1.0.0-3	appliance-core	163 k

Transaction Summary

Install 2 Package(s)

Upgrade 3 Package(s)

Total download size: 86 M

Is this ok [y/N]:

Select Y

7. Select "Install Swivel Sentry" in update Menu.

```
Swivel Maintenance (c) 2016                               Update Menu
VMWare Single

WARNING: Users may be unable to authenticate during updates

0) Settings
1) Update CME Menu
2) Update System
3) Update Swivel Core Products
4) Install Swivel Sentry
5) Install / Update Package
6) Flush Cache
7) Back

Select: 
```

8. (opt) Select "Install / Update Package", then enter "swivel-logviewer" without quotes.

Need more help?

Please contact your partner or create a support ticket in our support portal <https://supportdesk.swivelsecure.com/dashboard>