

Table of Contents

1 Mobile App Privacy Policy.....	1
2 Notes.....	2
3 Privacy Policy.....	3
4 Need more help?.....	4
5 Upgrade from v3 to v4.....	5
6 Upgrading notes.....	6
7 Before upgrade : License considerations.....	7
8 Upgrading procedure.....	8
9 Need more help?.....	11

1 Mobile App Privacy Policy

2 Notes

This document refers to requisites of Authcontrol Mobile App.

3 Privacy Policy

Swivel Secure's mobile app requires access to:

- The Camera app to allow scanning of QR codes in our provisioning messages to ensure easy user provisioning.
- The Storage to save the information required to communicate with your AuthControl Sentry system and the storage of the security strings, that are downloaded as part of the provisioning process, allowing authentications even when no mobile phone signal is present.
- The Phone app to allow users to directly call their helpdesk from within the application for support and assistance.
- Your Email app to contact your company's helpdesk via email for support and assistance.

No other information is accessed, copied, collected or stored either within the app, on the phone or anywhere else.

4 Need more help?

Please contact your partner or create a support ticket in our support portal <https://supportdesk.swivelsecure.com/dashboard>

5 Upgrade from v3 to v4

6 Upgrading notes

This document tells the procedure of upgrading from version 3 to version 4 sentry Authcontrol using the CMI

7 Before upgrade : License considerations

To access the latest AuthControl Sentry V4.04 features you will need to upgrade your appliance as well as request a V4 license key and Site ID, please contact your local Swivel Secure representative who can arrange this for you.

Please note some features like Single Sign On are chargeable.

8 Upgrading procedure

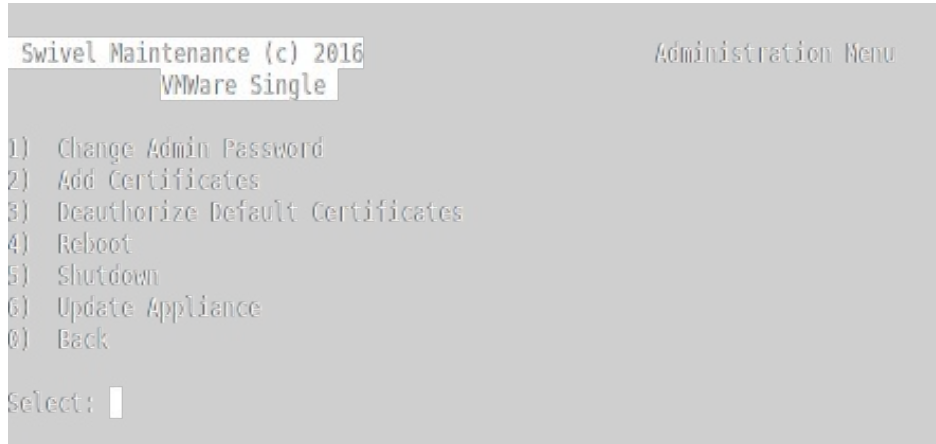
- Updating v3 to v4

1. Update swivel-cmi to at least 2214.

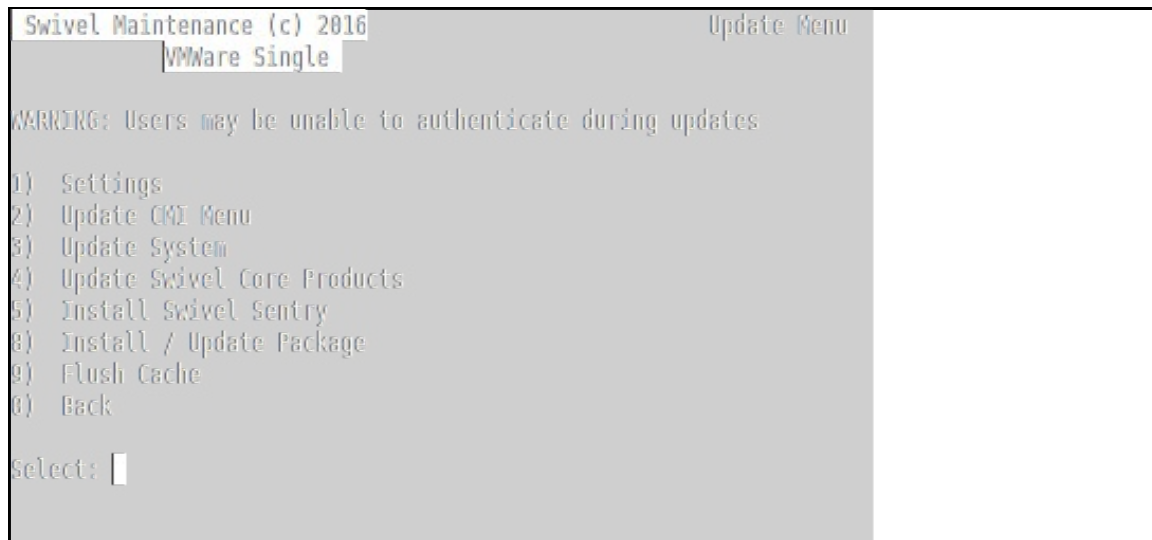
Update System or CMI from the update menu.

2. Logout.

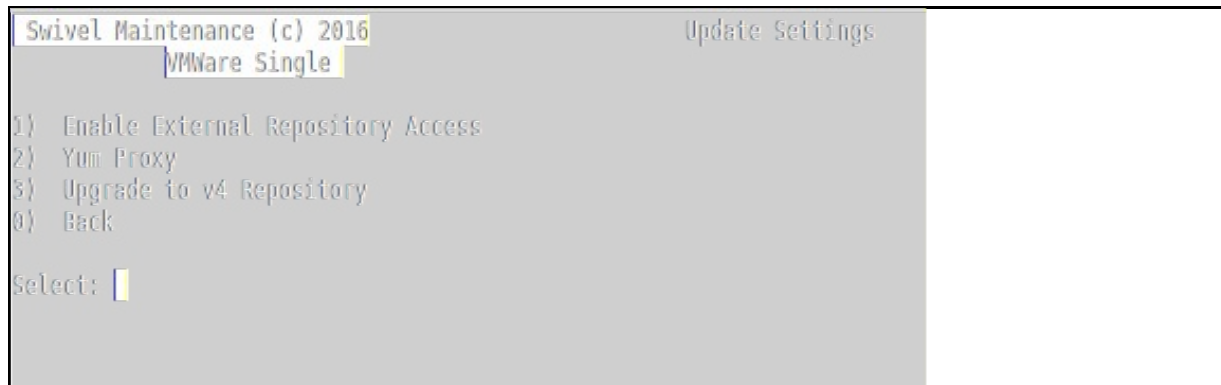
3. Login into Administration Menu



4. Select update menu and Select "Settings"



5. Select "Upgrade to v4 Repository"



```
Select: 3
INFO: Changed to take updates from v4 repositories.
Press RETURN to continue: █
```

6. Update System, Swivel Core Products.

```
Swivel Maintenance (c) 2016                               Update Menu
VMWare Single

WARNING: Users may be unable to authenticate during updates

0) Settings
1) Update CMI Menu
2) Update System
3) Update Swivel Core Products
4) Install Swivel Sentry
5) Install / Update Package
6) Flush Cache
7) Back

Select: █
```

```
Resolving Dependencies
--> Running transaction check
--> Package swivel-cmi.noarch 0:3.0.2228-22 will be updated
--> Package swivel-cmi.noarch 0:4.0.2227-955 will be an update
--> Package swivel-mon.noarch 0:1.0.1841-16 will be updated
--> Package swivel-mon.noarch 0:1.0.2192-18 will be an update
--> Package swivel-mysql.noarch 0:1.0.2143-46 will be updated
--> Package swivel-mysql.noarch 0:1.0.2231-48 will be an update
--> Package swivel-release.noarch 0:1.0.1743-39 will be updated
--> Package swivel-release.noarch 0:4.0.1983-47 will be an update
--> Finished Dependency Resolution

Dependencies Resolved

=====
Package                Arch      Version      Repository    Size
=====
Updating:
swivel-cmi             noarch   4.0.2227-955 appliance    117 k
swivel-mon             noarch   1.0.2192-18  appliance     21 k
swivel-mysql           noarch   1.0.2231-48  appliance     20 k
swivel-release         noarch   4.0.1983-47  appliance     21 k
=====

Transaction Summary
=====
Upgrade      4 Package(s)

Total download size: 179 k
Is this ok [y/N]: █
```

```

Dependencies Resolved
-----
Package           Arch      Version           Repository        Size
-----
Updating:
apache-tomcat     noarch    8.0.36-67        appliance-core    6.9 M
skivel-PIRSafe    noarch    4.0.4.5093-76    appliance-core    24 M
skivel-proxy      noarch    1.6.2.4703-13    appliance-core    91 k
Installing for dependencies:
jre1.8.0_121      x86_64    1.8.0_121-fcs    appliance-core    54 M
skivel-ROOT       noarch    1.0.0-3          appliance-core    163 k

Transaction Summary
-----
Install      2 Package(s)
Upgrade     3 Package(s)

Total download size: 86 M
Is this ok [y/N]:

```

Select Y

7. Select "Install Swivel Sentry" in update Menu.

```

Swivel Maintenance (c) 2016                               Update Menu
VMware Single

WARNING: Users may be unable to authenticate during updates

1) Settings
2) Update CSE Menu
3) Update System
4) Update Skivel Core Products
5) Install Swivel Sentry
6) Install / Update Package
9) Flush Cache
0) Back

Select:

```

8. (opt) Select "Install / Update Package", then enter "swivel-logviewer" without quotes.

9 Need more help?

Please contact your partner or create a support ticket in our support portal <https://supportdesk.swivelsecure.com/dashboard>